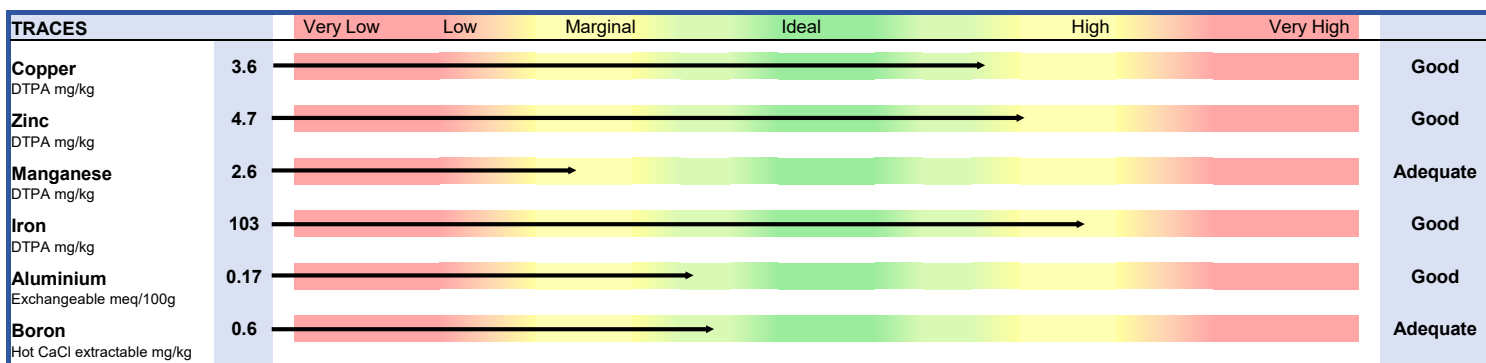


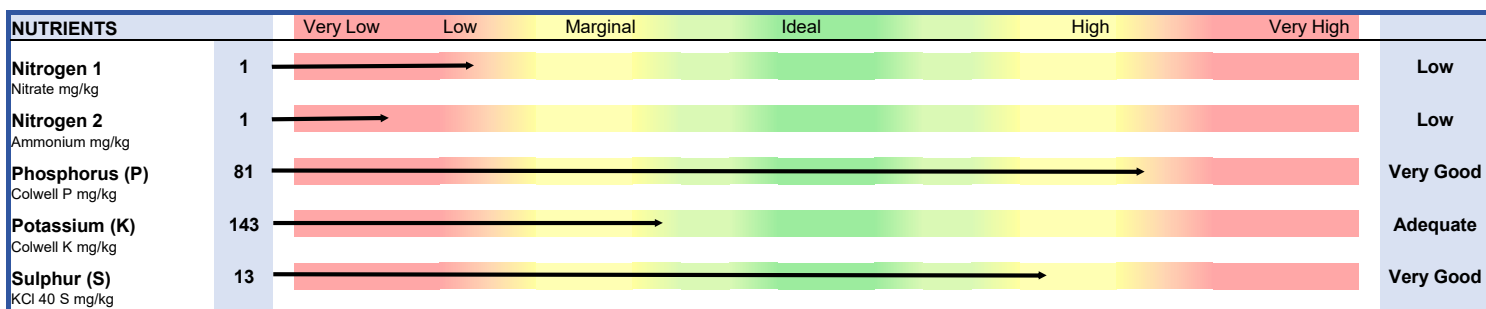
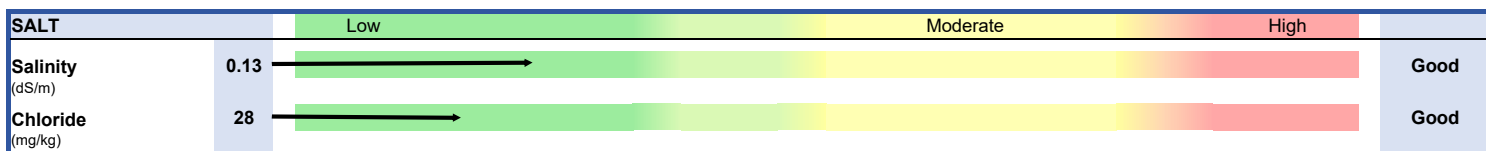



Soil T.E.S.T - Totally Easy Soil Testing



Sample I.D.:	Roof Top Garden (RTG-1)	Address:	195a Corio St, Shepparton	Land Use:	Ornamental Evergreens
Location:	Roof Garden Bed #1	Phone:	0488 558 785	Plant Type:	Azaleas
Sampled By:	Gardener	Email:	hannah@cadeema.com.au	Soil Texture:	Sandy Loam
Date Sampled:	Jan 2018	Cadeema I.D.:	CST 001	Features/Problem:	Establishment Test



RECOMMENDATIONS		
Lime	200 g (0.2 kg) per m ² (=2.0 t/ha)	Purchase 20 kg bags and spread by hand approximating required rate
Gypsum	350 g (0.35 kg) per m ² (=3.5 t/ha)	Purchase 20 kg bags and spread by hand approximating required rate
Nitrogen	Apply as nitrogen fertiliser every 3 months from Sept to April (3 times). Apply 10 g (0.01 kg) of fertiliser per m ² each time	
Phosphorus	None required	
Potassium	None required	
Traces	None required	
Application	Spread evenly across the surface approximating required rate. Work or water in	
Strategies	Nutrients (& trace elements) can be supplied in fertilisers or in composts, manures and mulches (conventionally or organically) Composts, manures and mulches add organic matter improving soil water holding capacity and soil structure Minimise cultivation, apply and incorporate organic matter wherever possible, maximise year round active root (plant) growth Apply water carefully aiming to have optimum soil moisture (check regularly); not saturated and not excessively dry	